

2021-2022

ANNUAL REPORT

BANNER COUNTY SCHOOL

Administration

Dr. Evelyn Browne, *Superintendent*

Charles Jones, *Principal*

Kari Gifford, *Activities Director*

Christopher Cooper, *Guidance*

“Preparing the students of today for the world of tomorrow!”

Dear families and patrons of Banner County School,

I am proud to present to you this Annual Report and to acknowledge the dedication and commitment of the Banner County School staff, the accomplishments of our students, and the continuing support of our School Board members. While ongoing interruptions to learning continue across the country during the second year of the pandemic, we have maintained our Return to Learn protocols and kept our students in school for 100% face-to-face learning.

These are exciting times at BCS! We have used additional funding opportunities to expand programs and learning options for students. Several of the goals identified in our 5-Year Strategic Plan are being realized: Expansion of student enterprises such as High Energy Cappuccino and Plasma Cutter designs; additional computer-science courses; Clear-Touch boards and one-to-one student devices throughout the school; driver education class; curriculum revisions and alignment; and increasing our remote learning capacity through Google Classroom and Canvas student learning systems. Maintaining classrooms and interior spaces for optimal learning were also goals identified in our Strategic Plan. We have begun exploring facility improvements that would support both student learning and provide energy savings such as LED lighting, replacing windows with double-pane, thermal windows, and HVAC upgrades. Our 65-year-old building was well-built in 1957. With good stewardship and some creative solutions, students, staff, and patrons may enjoy improved indoor air quality, climate control, and acoustics with long-range positive impact on the operating budget for many years to come.

This year also saw the return of all varsity sports and increased student participation in activities. Students participated in cross-country, football, volleyball, basketball, wrestling, One Act, Speech, FFA, MathCounts, STUCO, NHS, and Spelling Bee! Our teams and clubs have logged over 17,000 miles so far this year for out-of-district events!

Optional Enrichment Fridays (OEFs) continue this year, as do our partnerships with WNCC, UNL 4H Extension, and community members. An average of 78 students attend “no school” days to enjoy sports, arts, science, and technical activities. Our first Driver Education course started in January with 10 students. This is one more example of the additional opportunities that students have through the flexibility of OEF, which is unique in Nebraska, and as far as I can tell, in the country. For many of our students, OEFs help develop executive functioning skills such as planning and self-regulation. All of our students enjoy spending some extra time with friends at their school.

It is a hopeful and exciting time for education! I look forward to our continuing partnership to serve the students of Banner County School!

Yours in education,



Evelyn Browne, Ed.D.

Board of Education

Dr. Ronald E. Johnson, *President*

Douglas Olsen, *Vice-President*

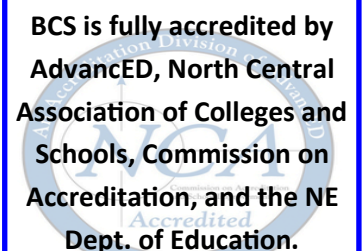
Jake Knaub, *Treasurer*

Megan Allen

Laura Baker

Bret Jeffries

**BCS is fully accredited by
AdvancED, North Central
Association of Colleges and
Schools, Commission on
Accreditation, and the NE
Dept. of Education.**



Banner County School

Phone: (308) 436-5262

Facebook: www.facebook.com/bannerwildcats/

PO Box 5, 200 School St.

Website: www.bcswildcats.org

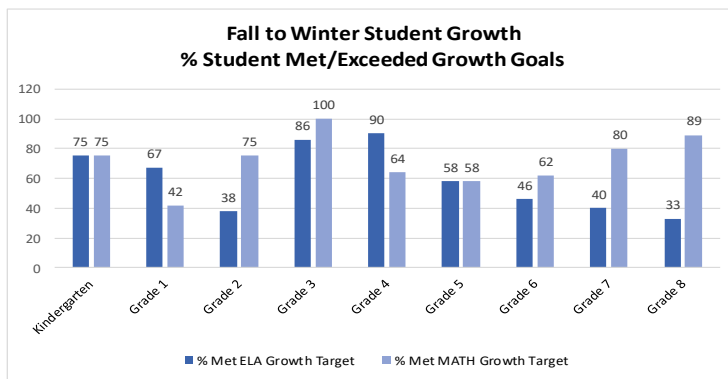
Harrisburg, NE 69345

Fax: (308) 436-5252

Twitter: [@BannerWildcats](https://twitter.com/BannerWildcats)

Student Academic Growth—K-8

This school year, Nebraska Dept. of Education embarked on a transition to an adaptive, through-year assessment for English language arts (ELA) and mathematics, grades 3-8. Nebraska is the first in the nation to implement this kind of model. **NSCAS Growth** will help us support instruction with results that are actionable at both the classroom and systems level. We took advantage of the Winter NSCAS pilot to determine how the new test aligns with the NWEA MAP—how we currently measure student growth. The state has done some comparison between the NWEA MAP and the NSCAS. Although they are slightly different assessments, we were able to estimate the number of students who met their projected growth from the fall to the mid-year point, based on the state’s research. These data will align more closely in the years to come. Students will also take the Spring NSCAS.



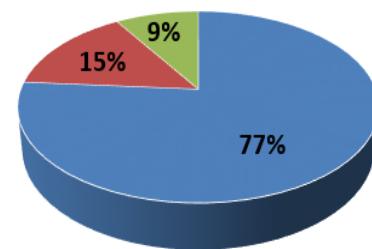
OUR STUDENTS

Resident Students	93
Option Students	51
Total	144
Free & Reduced Lunch	74 %
Special Education	19%
English Learners (ELLs)	1%
Student Mobility	12.1%
Graduation Rate	100%
Hispanic/Latino	16%
Black/African American	1%
High Ability Learners	18%
Per pupil cost	\$23,381

Class	Size
PK	11
K	13
1	12
2	7
3	8
4	11
5	11
6	15
7	5
8	9
9	9
10	12
11	11
12	10
Ave.	11

SCHOOL FINANCE

Distribution of Operating Budget
Total = \$4,014,658



■ Students ■ Administration ■ Facilities

	20-21	21-22
General Fund Budget Authority	\$4,619,568	\$5,123,894
Property Valuation	\$304,749,382	\$299,643,019
Property Tax (GF)	\$2,746,977	\$2,553,445
Building Fund Tax	\$50,505	\$101,010
Total Tax Levy (per \$100)	.918	0.885

STAFF

Administrators—2	Office Support—2
Teachers—25	Guidance—1
Library Aide—1	Custodial/Maintenance—2
School Nurse—1	Paraprofessionals—5
Bus Drivers—7	Tech Support—1
Kitchen Staff—3	Part time Custodians—3
Teachers with Master’s Degrees—15	
Teachers with 5+ years’ experience—18	
Student-Teacher Ratio— 6:1	State Ave—14:1

TRANSPORTATION

BCS operates 6 bus routes with door-to-school service in the county and 1 route that stops in Gering and Scottsbluff. The annual pupil transportation budget of \$180,800 supports both route and activity trips for students. At the mid-year point, our regular and substitute drivers have travelled 76,414 miles safely. We have 5 staff members with CDLs, 5 staff members certified to drive a small bus, 2 substitute bus drivers with CDLs, and 1 substitute certified to drive a small bus. All staff members who drive small vehicles for routes or activities complete the level trainings required in Nebraska. Qualified bus drivers, for both regular routes and as substitutes, continues to be one of our challenges. We meet student transportation needs by using small vehicles, but this approach increases transportation costs.